

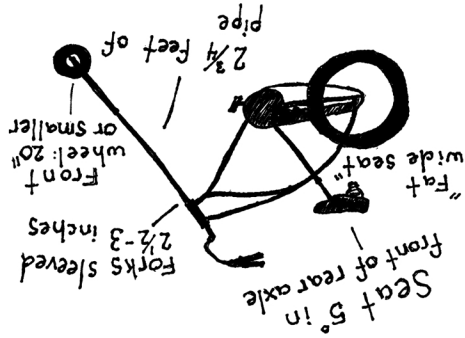


a somewhat instructional guide to building a chopper brought to you by max the jefferson chapter & alexis patrol

Two Ways to Build a Chopper



"The Only Way to Build a Chopper"



Rat Patrol Bike Club

What You'll Need

Tools

- Wrench
- Welder
- Angle Grinder

1 complete bike 

Monotube


- Length of pipe big enough to fit a steer tube inside
- Extra fork

Extended Fork

- Two lengths of sturdy pipe (1/2 inch black gas pipe works pretty good)

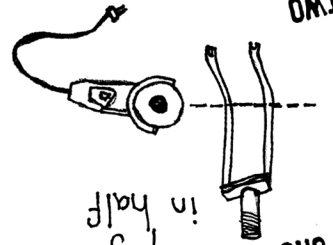
DONE

Step four
Sleeve your pipes onto the forks and weld them in place
Put it all back together

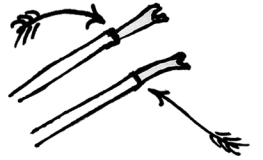


Step three
Bolt the fork ends to the wheel you plan on using

Step two
Weld the pipes to your newly chopped fork ends



Step one
Chop your forks in half



Monotube Step one

Weld the pipe to the bottom of the fork



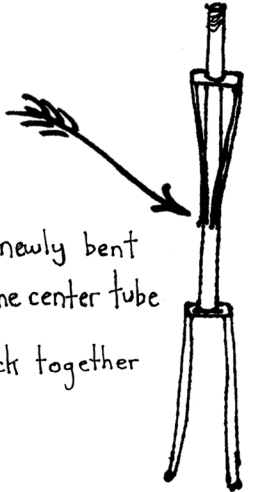
Step two

Slide the fork into the pipe and weld it in place



Step three

Hammer your forks flat to the center tube



Step four

Weld your newly bent forks to the center tube
Put it all back together

DONE